

POLYCLIM 2000



WEATHER SENSORS



Anemometer
CAP0021



Wind vane
CAP0022
or CAP0025



Rain
CAP0030

INSIDE SENSOR



Inside
Temperature
CAP0007
(included)



FUNCTIONS

2 ventilations



Regulation proportional to the ambient temperature.
Weather safety (wind, rain). External influences (wind, wind vane, rain, temperature)

Inflation

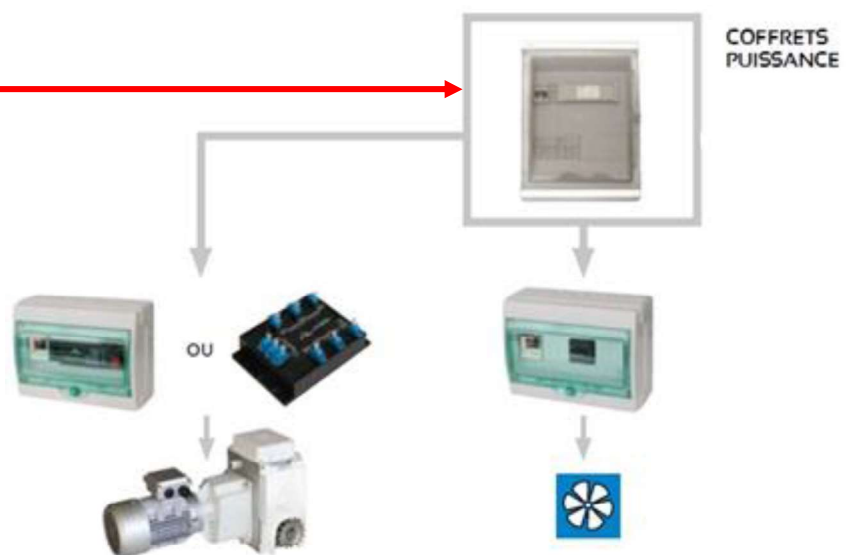


Management by cue and fan operation difference.
External influence (wind speed).

Alarm



Activation on an exceeded high or low threshold (temperature or hygrometry) or operating fault (network, sensors disconnected). Normally closed output on powering on.



880 rue Léo Baekeland
85290 Mortagne sur Sèvre- France
+33 (0)2 02 51 63 02
contact@anjouautomation.fr

**Anjou
Automation**
L'innovation est notre culture

POLYCLIM 2200



WEATHER SENSORS



Anemometer
CAP0021



Wind vane
CAP0022
or CAP0025



Rain
CAP0030

INSIDE SENSOR



Inside
Temperature
CAP0007 (included)



FUNCTIONS

3 ventilations



Regulation proportional to the ambient temperature. Weather safety (wind, rain). External influences (wind, wind vane, rain, temperature)

Inflation

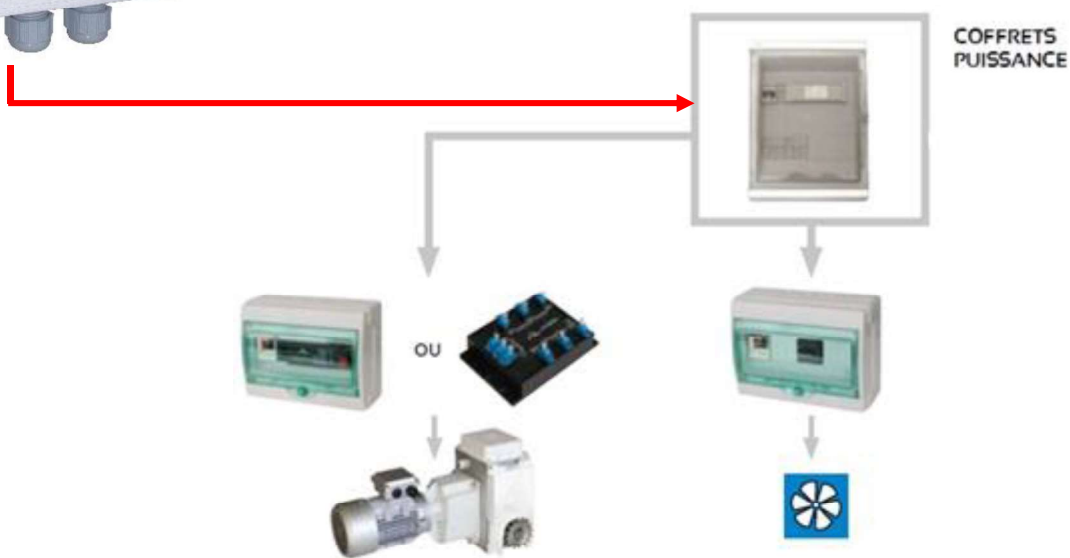


Management by cue and fan operation difference. External influence (wind speed).

Alarm



Activation on an exceeded high or low threshold (temperature or hygrometry) or operating fault (network, sensors disconnected). Normally closed output on powering on.



880 rue Léo Baekeland
85290 Mortagne sur Sèvre- France
+33 (0)2 02 51 63 02
contact@anjouautomation.fr

POLYCLIM 2100



WEATHER SENSORS



Anemometer
CAP0021



Rain
CAP0030

INSIDE SENSOR



Inside
Temperature
CAP0007
(included)



FUNCTIONS

1 ventilation



Regulation proportional to the ambient temperature. Weather safety (wind, rain). External influences (wind, wind vane, rain, temperature)

Inflation

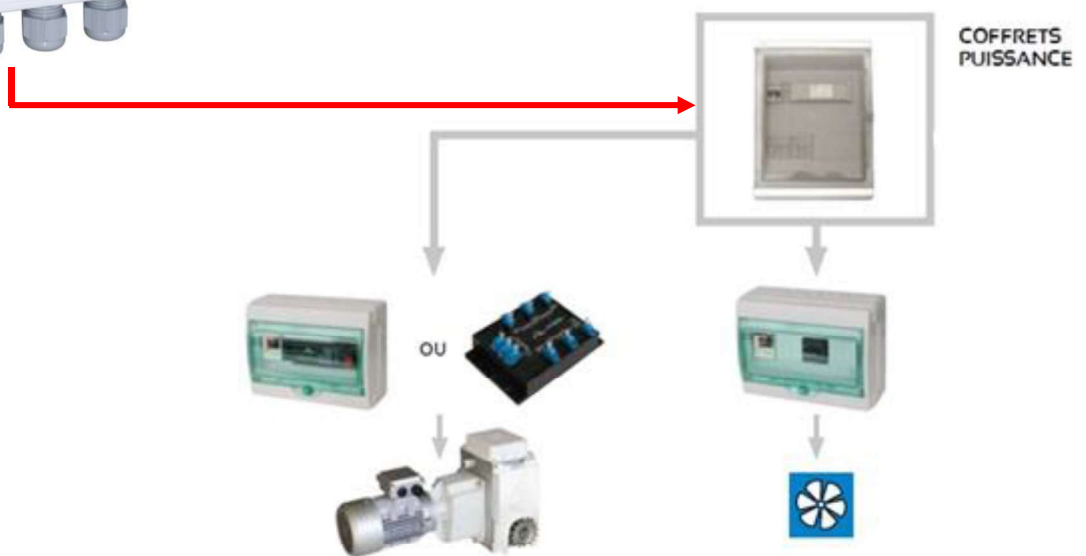


Management by cue and fan operation difference. External influence (wind speed).

Alarm





Activation on an exceeded high or low threshold (temperature or hygrometry) or operating fault (network, sensors disconnected). Normally closed output on powering on.



880 rue Léo Baekeland
85290 Mortagne sur Sèvre- France
+33 (0)2 02 51 63 02
contact@anjouautomation.fr


POLYCLIM 2150





WEATHER SENSOR	INSIDE SENSOR
 <p>Watt/Lux CAP0018 (included)</p>	 <p>Inside Temperature CAP0007</p>



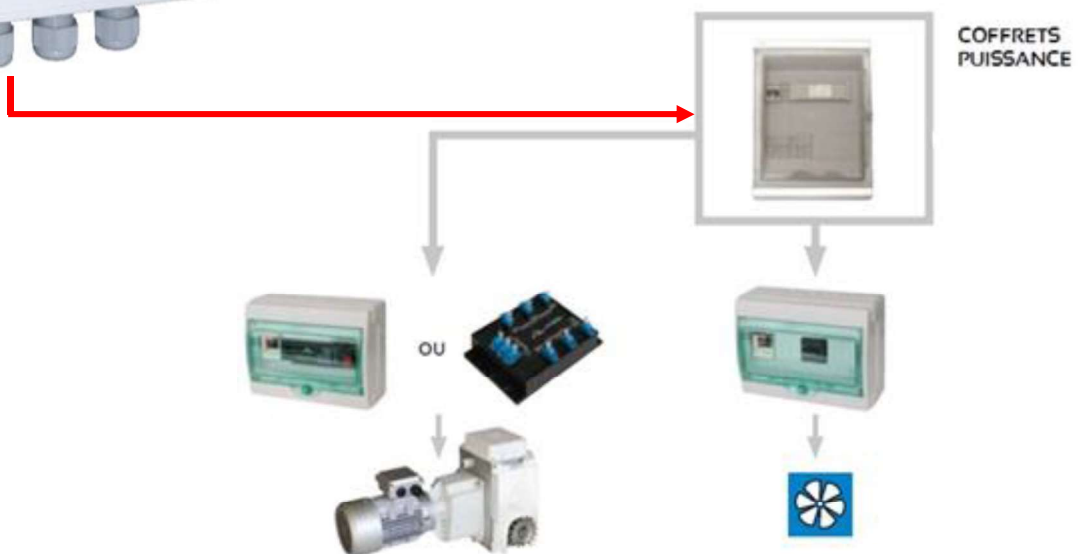
FUNCTIONS

- 

Shade
Shade mode depending on sunlight. Thermal mode depending on ambient temperature. Outside influence (outside temperature).
- 

Inflation
Management by cue and fan operation difference. External influence (wind speed).
- 

Alarm
Activation on an exceeded high or low threshold (temperature or hygrometry) or operating fault (network, sensors disconnected).
Normally closed output on powering on.



880 rue Léo Baekeland
85290 Mortagne sur Sèvre- France
+33 (0)2 02 51 63 02
contact@anjouautomation.fr